



AMD FIREPRO™ W2100 & W4100 WORKSTATION GRAPHICS

Competitive Comparison



AMD FirePro™ W2100

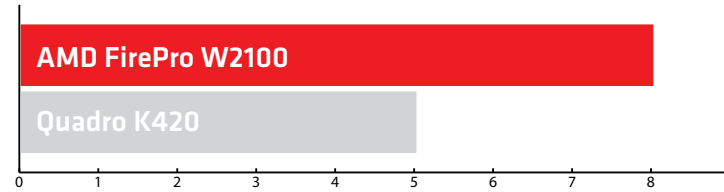
Professional Graphics Starts here

- 2GB DDR3 Memory (28.8GB/s)
- 320 GCN Stream Processors
- 2x DisplayPort 1.2a
- Half-Height Form factor (HH/HL)
- PCIe 3.0



vs. Quadro K420

SPECviewperf 12.0.1 GEOMEAN¹



	W2100	NVS 315	K420	Technical Advantage
Cores	320	48	192	FirePro
Peak SPFP (TFLOPS)	0.403	n/a	0.336	FirePro
GPU Memory (GB)	2	1	1	FirePro
PCIe [®]	3	2	2	FirePro
Max Displays with DP1.2 ²	2	none	1	FirePro

AMD Advantage

- + Lower Costs (~20% less)
- + Higher VP12 Performance
- + 2x GPU Memory
- + More cores

AMD FirePro™ W4100

In a Class of Its Own

- 2GB GDDR5 Memory (64GB/s)
- 512 GCN Stream Processors
- 4x DisplayPort 1.2a
- Half-Height Form factor (HH/HL)
- PCIe 3.0



vs. Quadro K620

SOLIDWORKS SPECapc AmbientOcclusion Composite¹



	W4100	NVS 510	K620	Technical Advantage
Cores	512	192	384	FirePro
Memory Bandwidth (GB/s)	64	29	29	FirePro
PCIe [®]	3	2	2	FirePro
Max Displays with DP1.2 ²	4	4	1	-

AMD Advantage

- + Lower Costs (~10% less)
- + Up to 20% more performance in CAD apps like SOLIDWORKS
- + More Cores
- + Up to 2x Memory Bandwidth
- + Less than half the price of NVS510



AMD FIREPRO™ W5100 & W7100 WORKSTATION GRAPHICS

Competitive Comparison



AMD FirePro™ W5100


Tackle Larger Projects

- 4GB GDDR5 Memory (96GB/s)
- 768 GCN Stream Processors
- 1.4 TFLOPS Peak Single Precision
- 4x DisplayPort 1.2a
- Single-slot Form factor (FH/HL)
- PCIe 3.0



vs. Quadro K2200

VP12 Creo_067_carShadedAA8¹



	W5100	K2200	K620	Technical Advantage
Cores	768	640	384	FirePro
Peak SPFP (TFLOPS)	1.4	1.3	0.8	FirePro
GPU Memory (GB)	4	4	2	FirePro
Memory Bandwidth (GB/s)	96	80	29	FirePro
PCIe [®]	3	2	2	FirePro
Max Displays with DP1.2 ²	4	2	1	FirePro

AMD Advantage

- + Lower Cost
- + Up to 30% more performance in CAD apps like PTC Creo
- + More Cores
- + Quad-Display
- + Memory Bandwidth with PCIe 3.0

AMD FirePro™ W7100

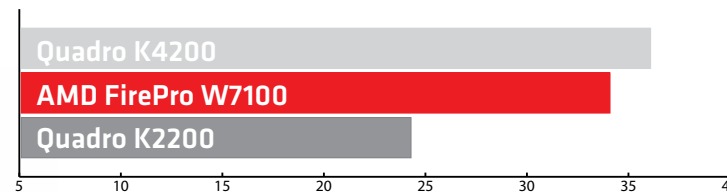
The Ultimate Engineering and Media and Entertainment Solution

- 8GB GDDR5 Memory
- 1792 GCN Stream Processors
- 3.3 TFLOPS Peak Single Precision
- 4x DisplayPort 1.2a
- Single-slot Form factor (FH/FL)
- PCIe 3.0



vs. Quadro K4200

SPECviewperf[®] 12.0.1 GEOMEAN¹



	W7100	K4200	K2200	Technical Advantage
Cores	1792	1344	640	FirePro
Peak SPFP (TFLOPS)	3.3	2.1	1.3	FirePro
GPU Memory (GB)	8	4	4	FirePro
PCIe [®]	3	2	2	FirePro
Max Displays with DP1.2 ²	4	2	2	FirePro

AMD Advantage

- + Best Price
- + Higher VP12 Performance/\$
- + More Cores
- + 2x GPU Memory
- + More Compute
- + Up to 6 Displays
- + Single Slot Solution

1) Test System Configuration: The following system was used for all performance benchmark testing :Intel E5-1660 3.30GHz, 16GB RAM, Win7 Pro 64-bit SP1, Drivers: AMD 14.30 (E-0912) for W2100, W4100, W5100, W7100, Drivers: AMD 13.352.1014 for W8100, W9100, Drivers: Nvidia 340.66 for all Quadro cards 2) SPECviewperf[®] and SPECcap[®] (composite graphics) tests are designed to test only GPU contributions to application performance. The contribution/dependency/importance of other system hardware such as hard drive, CPU, memory speed, etc., are effectively eliminated and do not impact the test results. Test System Configuration: AMD Internal testing. The following system was used for all performance benchmark testing Intel E5-1660 3.30GHz, 16GB RAM, Win7 Pro 64-bit SP1, Drivers: AMD 14.30 (E-0912) for W2100, W4100, W5100, W7100, Drivers: AMD 13.352.1014 for W8100, W9100, Drivers: Nvidia 340.66 for all Quadro cards 3) Using standard DisplayPort displays without built in MST hub © 2015 Advanced Micro Devices, Inc. All rights reserved. AMD, the AMD Arrow logo, FirePro and combinations thereof, are trademarks of Advanced Micro Devices, Inc. All other names are for reference only and may be trademarks of their respective owners. See www.amd.com/firepro for details. SG03/15